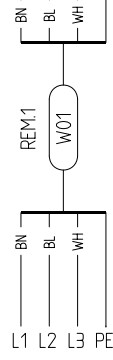
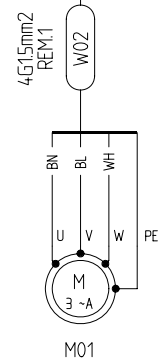


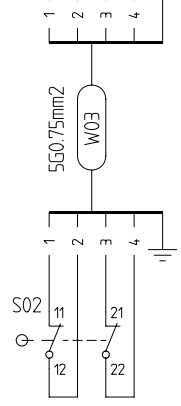
REM.1 DIMENSION OF CABLE ACCORDING TO LOCAL REGULATIONS AND MOTOR POWER



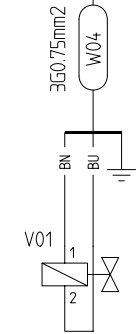
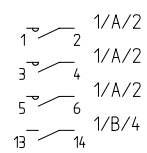
POWER SUPPLY



DIPOSER MOTOR



SAFETY INTERLOCK SWITCH  
DISPOSER PROTECTION COVER



SOLENOID VALVE  
WATER

SEPARATE SECURITY BREAKER  
MUST BE CONNECTED BEFORE  
THIS EQUIPMENT  
OPTIONAL DELIVERY FROM DISPERATOR

REV	REFER TO	DATE	SIGN	DISPERATOR AB MÅLARVÄGEN 9 SE-141 71 SEGELTORP, SWEDEN PHONE: +46 8 724 01 60 FAX: +46 8 724 60 70 E-MAIL: info@disperator.se
A				



CONNECTION AND WIRING DIAGRAM  
MOTOR CONTACTOR/PROTECTOR FOR DISPOSER  
3PH 380-480VAC 50/60HZ  
CONTROL VOLTAGE 380-480VAC 50/60HZ

DRAWN PN	SHEET 1
FILE NAME 8000 1234-000-01.dwg	CONT. 2
DATE 140916	REV. A
DWG. NO. 8000 1234-000	

1

2

3

4

5

6

7

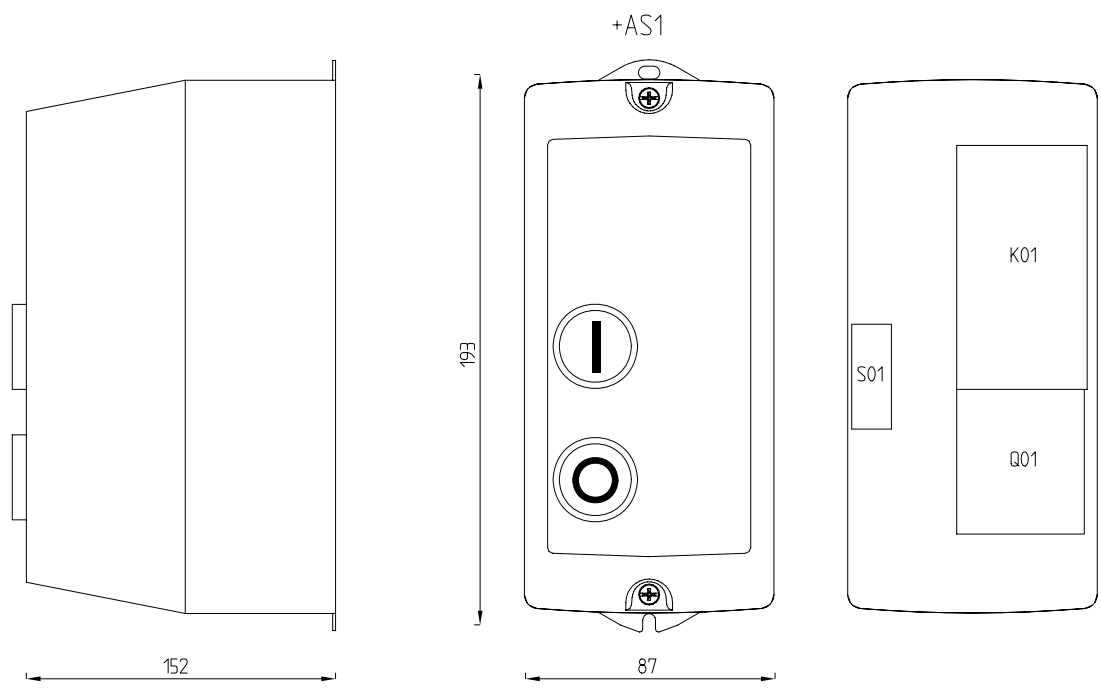
A

B

C

D

E



A			
REV	REFER TO	DATE	SIGN

DISPERATOR AB  
 MÅLARVÄGEN 9  
 SE-141 71 SEGELTORP, SWEDEN  
 PHONE: +46 8 724 01 60  
 FAX: +46 8 724 60 70  
 E-MAIL: info@disperator.se



ASSEMBLY DRAWING  
 MOTOR CONTACTOR/PROTECTOR FOR DISPOSER  
 3PH 380-480VAC 50/60HZ  
 CONTROL VOLTAGE 380-480VAC 50/60HZ

	DRAWN PN	SHEET 2
FILE NAME 8000 1234-000-02.dwg	DATE 14/09/16	CONT. -
DWG. NO. 8000 1234-000		REV. A