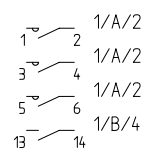
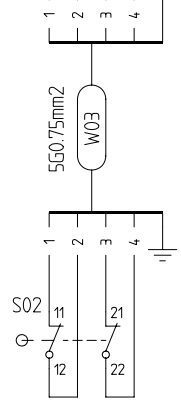
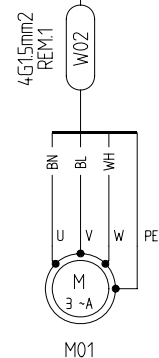
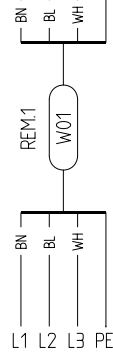


REM.1 DIMENSION OF CABLE ACCORDING TO LOCAL REGULATIONS AND MOTOR POWER



POWER SUPPLY

DIPOSER MOTOR

SAFETY INTERLOCK SWITCH
DISPOSER PROTECTION COVER

SOLENOID VALVE
WATER

SEPARATE SECURITY BREAKER
MUST BE CONNECTED BEFORE
THIS EQUIPMENT
OPTIONAL DELIVERY FROM DISPERATOR

REV	REFER TO	DATE	SIGN
A			

DISPERATOR AB
MÅLARVÄGEN 9
SE-141 71 SEGELTORP, SWEDEN
PHONE: +46 8 724 01 60
FAX: +46 8 724 60 70
E-MAIL: info@disperator.se



CONNECTION AND WIRING DIAGRAM
MOTOR CONTACTOR/PROTECTOR FOR DISPOSER
3PH 380-480VAC 50/60HZ
CONTROL VOLTAGE 380-480VAC 50/60HZ

DRAWN PN	SHEET 1
FILE NAME 8000 1234-000-01.dwg	CONT. 2
DATE 140916	REV. A
DWG. NO. 8000 1234-000	

1

2

3

4

5

6

7

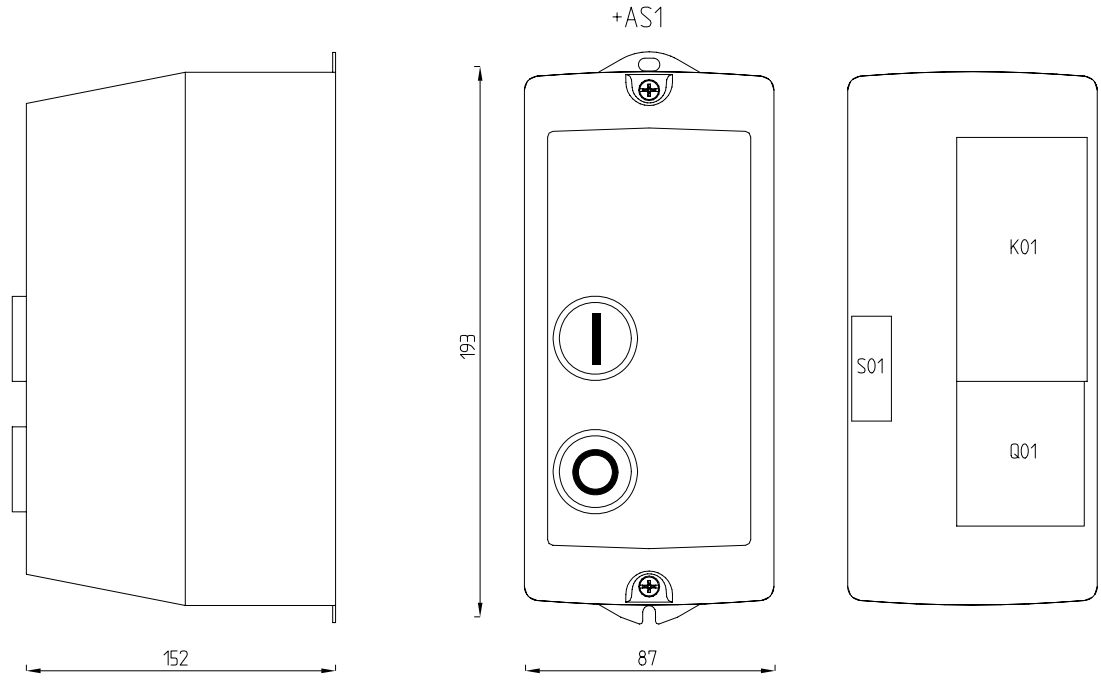
A

B

C

D

E



A			
REV	REFER TO	DATE	SIGN

DISPERATOR AB
 MÅLARVÄGEN 9
 SE-141 71 SEGELTORP, SWEDEN
 PHONE: +46 8 724 01 60
 FAX: +46 8 724 60 70
 E-MAIL: info@disperator.se



ASSEMBLY DRAWING
 MOTOR CONTACTOR/PROTECTOR FOR DISPOSER
 3PH 380-480VAC 50/60HZ
 CONTROL VOLTAGE 380-480VAC 50/60HZ

	DRAWN PN	SHEET 2
FILE NAME 8000 1234-000-02.dwg	DATE 14/09/16	CONT. -
DWG. NO. 8000 1234-000		REV. A