



Technical Information Waste Compactors



January 2006
(UK Version)

Overview

The IMC range of waste compactors can significantly reduce the volumes of dry waste quickly, simply and safely.

Each unit is robust and designed to give a long working life, with stainless steel construction and proven electro-hydraulic compaction technology for quiet, efficient and reliable operation.

The waste compactor range includes models for almost every application, from small businesses to large commercial or institutional organisations, and can be used to compact cardboard, tins, plastic and paper.

All units are fully tested and approved.

Electrical Connection

All electrical work must be carried out by a qualified electrician in accordance with the IEE Codes of Practice.

Product Conformity

IMC waste compactors conform to the Machine Safety Directive 89/392/EEC as amended by 91/368/EEC and 93/44/EEC and are manufactured under quality system BSEN ISO 9001:2000. They also conform to the protection requirements of the Electro Magnetic Compatibility Directive 89/336/EEC and are manufactured in accordance with harmonised standards EN 50-014-1 Generic Emission and EN 50-014-2 Generic Immunity (plus product specific standards). They also satisfy the essential requirements of the Low Voltage Directive 73/23/EEC amended by 93/68/EEC.

All IMC waste compactors are manufactured in accordance with standards BSEN 60335-1 and BSEN 60335-2-16.

Marine Applications

Marine voltages and deck feet are available.

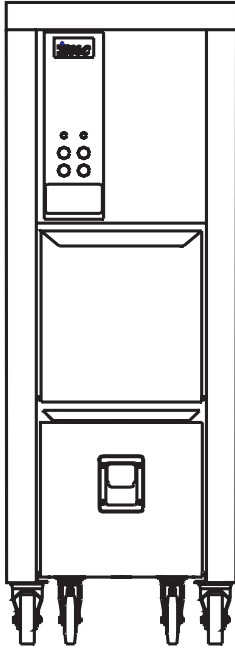
Warranty

IMC food waste disposers come with one year parts and labour warranty (subject to usage and regular maintenance as laid down in the operation and installation manual).

Spare Parts

Spare parts are available for all major serviceable items. Please contact:

IMC service telephone: +44 (0)1923 718017
IMC spares telephone: +44 (0)1923 718018
Fax: +44 (0)1923 896256
E-mail: parts@imco.co.uk

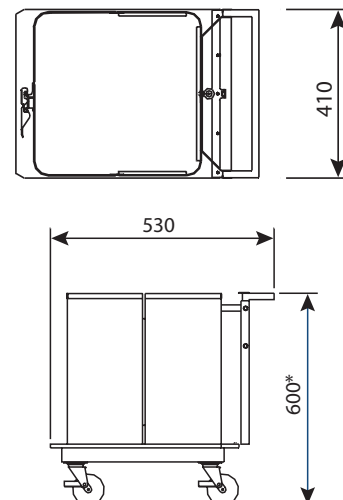
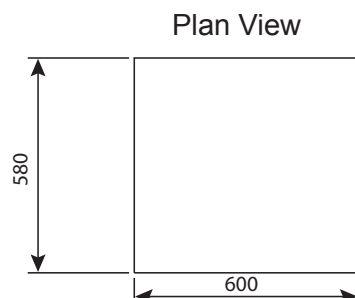
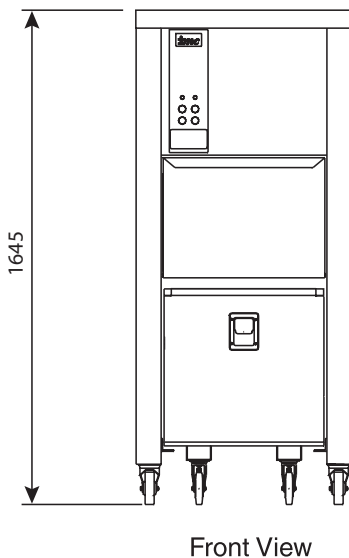


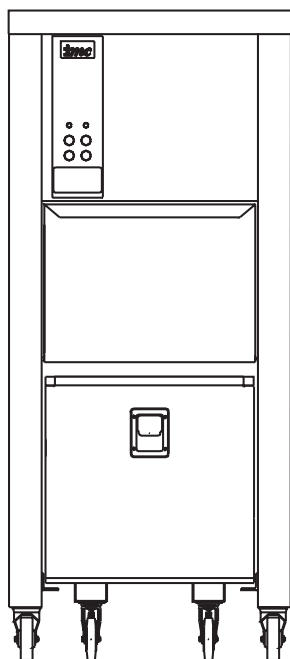
IP400	
General	
Average compacted bag weight	16-18kg
Average compacted package	375mm x 375mm x 380mm
	55 litre
Compaction force	3000kgf
Compaction ratio	5:1
Cycle time	14 seconds (including 4 second delay at bottom of stroke)
Dimensions Compactor (h x w x d)	1645mm x 580mm x 600mm
Dimensions Trolley (h x w x d)	600mm x 410mm x 550mm
Electrical information	
Motor	0.75kW (1HP)
Voltages*	230-1-50
Fuse rating	1 phase (13A)
Controls	24V
Operator controls/indicators	On/Off key ensures authorised operation
	Stop and start buttons
	Normal/constant operating mode switch
	Machine run indicator light
	Bag full indicator light
Installation information	
General	A level floor area 600mm x 600mm is required plus additional space to pull out trolley bin
Electrical connection	2.5m cable with 13A plug
Features	
Operating modes	Single stroke
	Constant pressure setting (night position)
Operator safety	Interlock on waste-in chute
	Interlock on trolley bin
Special features	Wheeled trolley bin for easy movement
	100 plastic bags, wire ties and tying tool
	Stainless steel trolley liners for bag rigidity
Customer Options	
	Additional trolleys
	Lift-A-Pak
	Deck Feet for marine installations
Product code details	
F56/400	IP400 Compactor 1 phase
S56/049	Additional trolley
S56/059	Additional 100 plastic bags and wire ties
**	Deck Feet for marine installations
Shipping specification	
Packing dimensions (h x w x d)	1760mm x 600mm x 730mm
Packing volume	0.770m ³
Packing weight (gross/net)	223kg/193kg
	(Extra trolley shipping specification on application)

* Marine voltages available on request

** To be specified when ordering unit

Please note: All diagram dimensions are in mm.



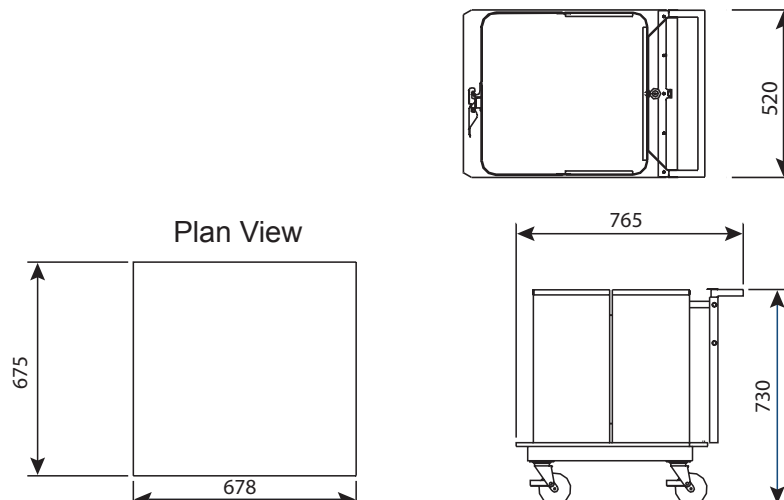
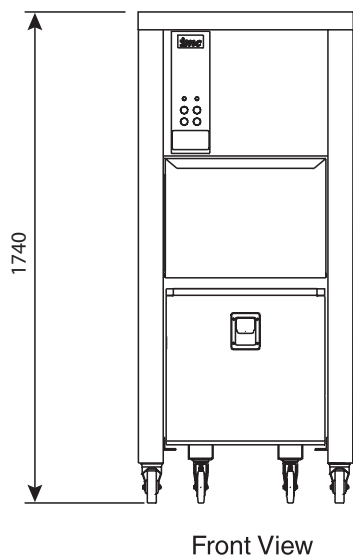



IP500	
General	
Average compacted bag weight	25-30 kg
Average compacted package	500mm x 500mm x 430mm
	110 litre
Compaction force	4500kgf
Compaction ratio	5:1
Cycle time	23 seconds (including 4 second delay at bottom of stroke)
Dimensions Compactor (h x w x d)	1740mm x 678mm x 675mm
Dimensions Trolley (h x w x d)	750mm x 520mm x 765mm
Electrical information	
Motor	0.75kW (1HP)
Voltages*	230-1-50
Fuse rating	1 phase (13A)
Controls	24V
Operator controls/indicators	On/Off key ensures authorised operation
	Stop and start buttons
	Normal/constant operating mode switch
	Machine run indicator light
	Bag full indicator light
Installation information	
General	A level floor area 900mm x 900mm is required plus additional space to pull out trolley bin
Electrical connection	2.5m cable with 13A plug
Features	
Operating modes	Single stroke
	Constant pressure setting (night position)
Operator safety	Interlock on waste-in chute
	Interlock on trolley bin
Special features	Wheeled trolley bin for easy movement
	100 plastic bags, wire ties and tying tool
	Stainless steel trolley liners for bag rigidity
Customer Options	
	Additional trolleys
	Lift-A-Pak
	Deck Feet for marine installations
Product code details	
F56/500	IP500 Compactor 1 phase
S56/054	Additional trolley
S56/055	Additional 100 plastic bags and wire ties
**	Deck Feet for marine installations
Shipping specification	
Packing dimensions (h x w x d)	1870mm x 770mm x 900mm
Packing volume	1.296m ³
Packing weight (gross/net)	373kg/298kg
	(Extra trolley shipping specification on application)

* Marine voltages available on request

** To be specified when ordering unit

Please note: All diagram dimensions are in mm.



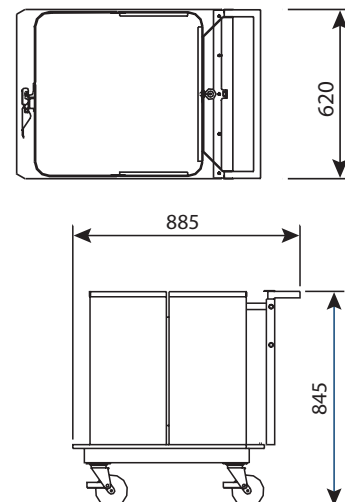
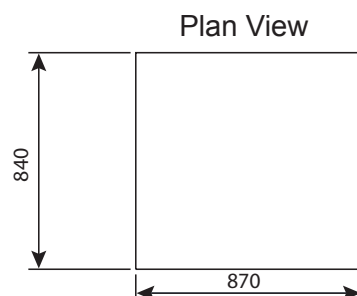
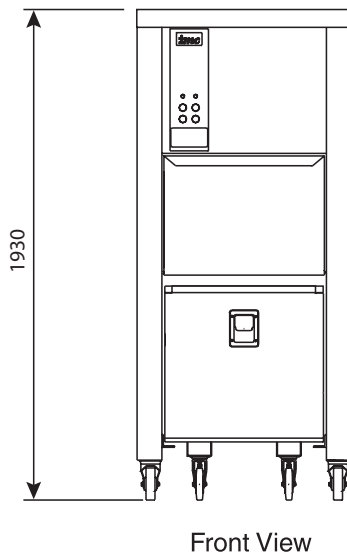


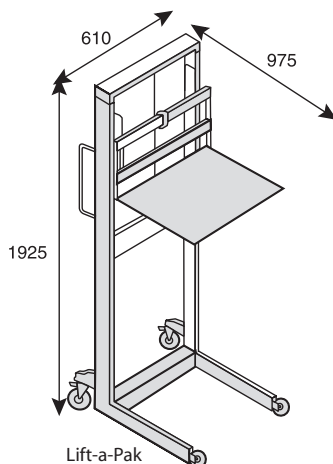
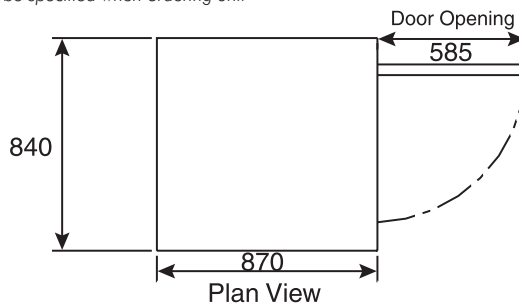
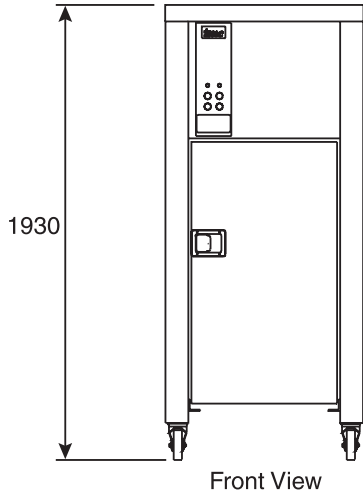
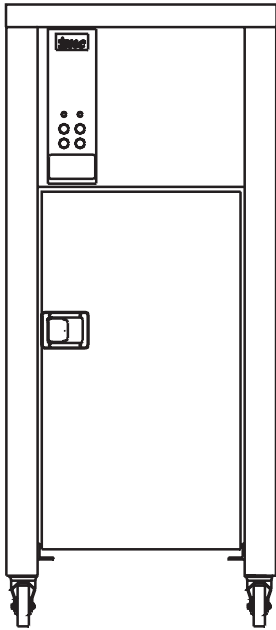
IP600	
General	
Average compacted bag weight	40-45 kg
Average compacted package	600mm x 600mm x 580mm
	210 litre
Compaction force	5000kgf
Compaction ratio	5:1
Cycle time	23 seconds (including 4 second delay at bottom of stroke)
Dimensions Compactor (h x w x d)	1930mm x 840mm x 870mm
Dimensions Trolley (h x w x d)	845mm x 620mm x 895mm
Electrical information	
Motor	0.75kW (1HP)
Voltages*	230-1-50
Fuse rating	1 phase (13A)
Controls	24V
Operator controls/indicators	On/Off key ensures authorised operation
	Stop and start buttons
	Normal/constant operating mode switch
	Machine run indicator light
	Bag full indicator light
Installation information	
General	A level floor area 900mm x 900mm is required plus additional space to pull out trolley bin
Electrical connection	2.5m cable with 13A plug
Features	
Operating modes	Single stroke
	Constant pressure setting (night position)
Operator safety	Interlock on waste-in chute
	Interlock on trolley bin
Special features	Wheeled trolley bin for easy movement
	100 plastic bags, wire ties and tying tool
	Stainless steel trolley liners for bag rigidity
Customer Options	
	Additional trolleys
	Lift-A-Pak
	Deck Feet for marine installations
Product code details	
F56/600	IP600 Compactor 1 phase
S56/051	Additional trolley
S56/052	Additional 100 plastic bags and wire ties
**	Deck Feet for marine installations
Shipping specification	
Packing dimensions (h x w x d)	2100mm x 960mm x 1100mm
Packing volume	2.218m ³
Packing weight (gross/net)	474kg/377kg
	(Extra trolley shipping specification on application)

* Marine voltages available on request

** To be specified when ordering unit

Please note: All diagram dimensions are in mm.





IP700

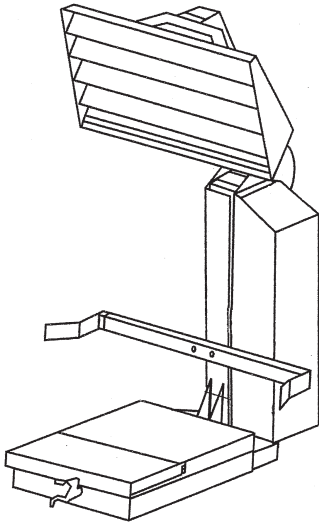
General	
Average compacted weight	40-45 kg
Average compacted package	240 litre wheeled bin (not supplied)
Compaction force	1000kgf
Compaction ratio	5:1
Cycle time	17 seconds (including 4 second delay at bottom of stroke)
Dimensions Compactor (h x w x d)	1930mm x 840mm x 870mm
Electrical information	
Motor	0.75kW (1HP)
Voltages*	230-1-50
Fuse rating	1 phase (13A)
Controls	24V
Operator controls/indicators	On/Off key ensures authorised operation
	Stop and start buttons
	Normal/constant operating mode switch
	Machine run indicator light
	Bin full indicator light
Installation information	
General	A level floor area 900mm x 900mm is required plus additional space to pull out trolley bin
	Floor plate for stability
Electrical connection	2.5m cable with 13A plug
Features	
Operating modes	Single stroke
	Constant pressure setting (night position)
Operator safety	Interlock on door
	Interlock on wheeled bin
Special features	Adjustable floor plate for stability
Customer Options	
	Deck Feet for marine installations
Product code details	
F56/700	IP700 Compactor 1 phase
**	Deck Feet for marine installations
Shipping specification	
Packing dimensions (h x w x d)	2100mm x 960mm x 1100mm
Packing volume	2.218m ³
Packing weight (gross/net)	377kg/280kg

* Marine voltages available on request
 ** To be specified when ordering unit

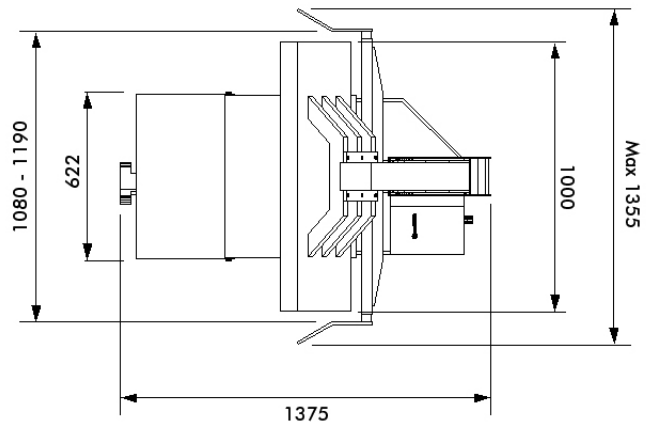
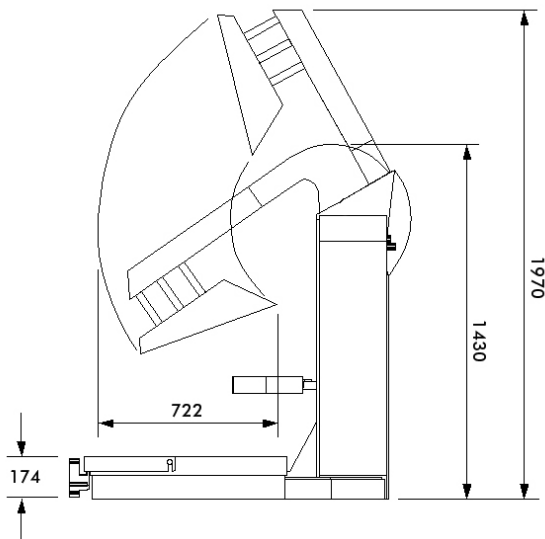
Lift-a-Pak

Shipping specification	
Packing dimensions (h x w x d)	2100mm x 680mm x 105mm
Packing volume	1.499m ³
Packing weight (gross/net)	93kg/83kg

Please note: All diagram dimensions are in mm.

**IP1100**

General	
Average compacted package	1100 litre wheeled eurobin (not supplied)
Compaction force	3000kgf
Compaction ratio	5:1
Dimensions Compactor (h x w x d)	Open 1970mm x 1355mm x 1375mm
	Closed 1430mm x 1355mm x 1375mm
Electrical information	
Motor	1.5kW (2HP)
Voltages**	230 -1-50
	400 -3-50
Fuse rating	1 phase (13A or 16A)
	3 phase (24A or 32A)
Operator controls	Key switch to prevent unauthorized use
	Motor start button
	Up and down buttons to raise and lower press plate
	Foot pedal to operate the container support
	Centring mechanism
Installation information	
General	A level floor area of 1m x 1.3m is required
Electrical connection	2.5 cable supplied with plug. Longer armoured cable is available on request
Features	
Operator safety	Lock to prevent unauthorized use
Special features	5 year warranty
	Weatherproof suitable for outside installation
	Rubber feet for stability
Product code details	
F56/110	1 phase IP1100 Eurobin compactor
F56/100	3 phase IP1100 Eurobin compactor
Shipping specification	
Packing dimensions (h x w x d)	1430mm x 1290mm x 1000mm
Packing volume	1.844m ³
Packing weight (gross/net)	360kg/285kg





Unit 1 Abbey Road
Wrexham Industrial Estate
Wrexham
LL13 9RF
United Kingdom

Tel: +44 (0)1978 661155
Fax: +44 (0)1978 729990
Email: compactors@imco.co.uk
www.imco.co.uk

Specifications are subject to change without notice.

4CM/COMPTI/0106UK